


10617 32" KINETIC STAKE— GALAXY

ASSEMBLY INSTRUCTIONS

Front side Longer extension

Back side Shorter extension

6



- Smaller spinner place on front side of longer extension



- Spins counter clockwise

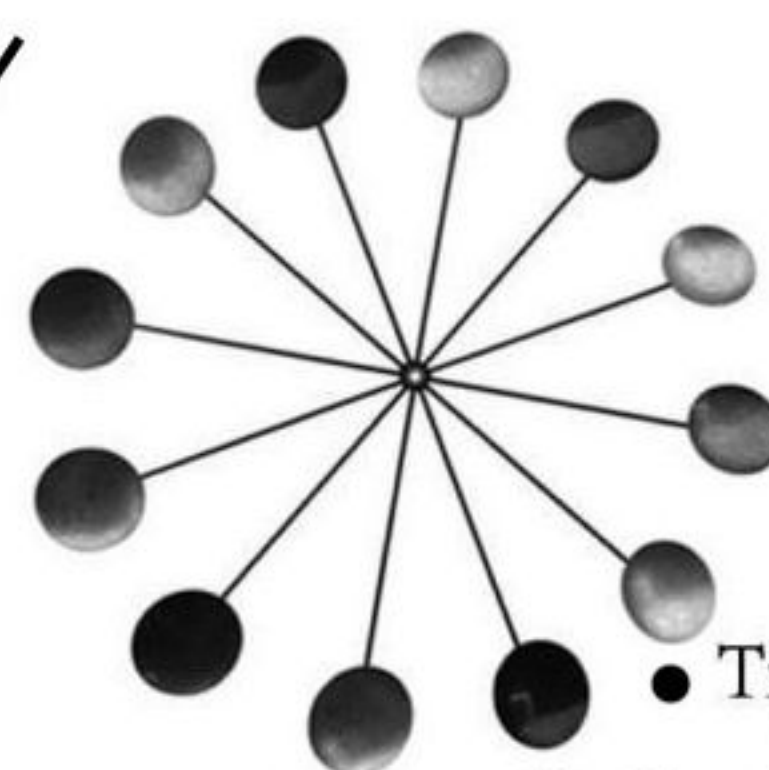
5

- Medium spinner place on front side of longer extension
- Spins clockwise

4



- Larger spinner place on back side of shorter extension after step 6




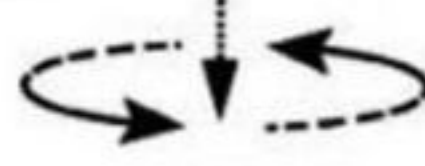
- Tighten strongly the 2 nuts in back of the large spinner to ensure it does not come loose while spinning

- Spins counter clockwise


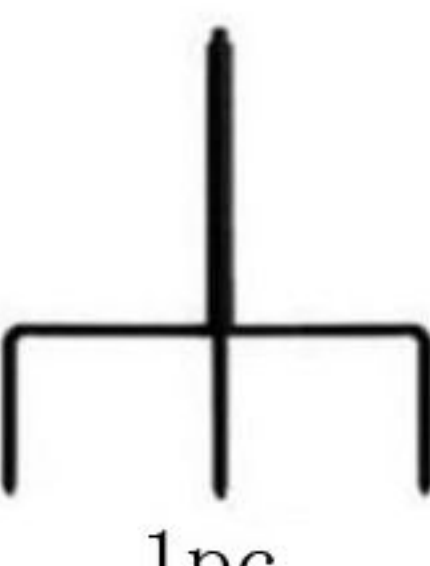



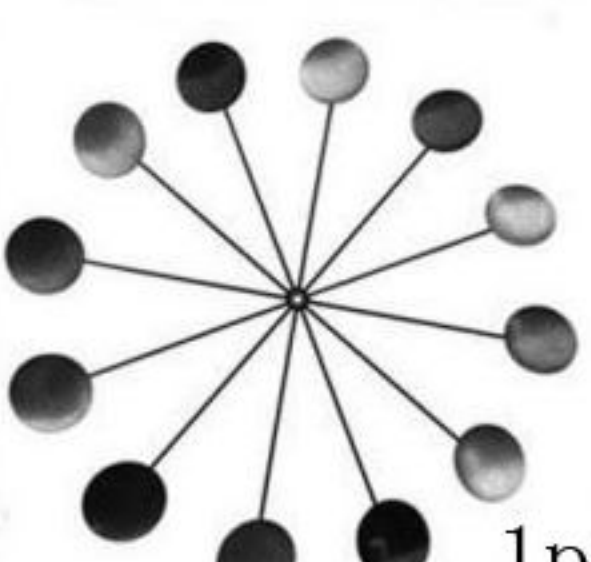




3



2



PARTS LIST:

<p>Smaller spinner</p>  <p>1pc</p>	 <p>1pc</p>	 <p>1pc</p>	 <p>1pc</p>
<p>Medium spinner</p>  <p>1pc</p>	<p>Larger spinner</p>  <p>1pc</p>	 <p>1pc</p>	
 <p>1pc</p>	 <p>2pcs</p>	 <p>1pc</p>	

WARNING: Do not leave out in high winds as it may damage the product.



1470 Civic Court, Suite 150, Concord, CA 94520 • (800) 681-3040